



Flex-i-Trans System[®]



one system, endless possibilities



Flex-i-Trans System[®]



Smart

Flexible seating and loading configurations

- Always use your own favourite lay-out using the seats when required. No need to remove the seats from the vehicle when loading wheelchairs or cargo
- All passengers enjoy a full view outside





Smart

All retractors and belts fully integrated in floor system

- No spaghetti of belts in the interior, but a neat lay-out instead
- Retractors and belts are always immediately available

Fully flat floor with anti-slip top finish

- Reduced risk of sliding of goods and persons
- Retractors and belts may be used to fasten cargo or luggage






Safe

4-Point wheelchair restraints (ISO-10542 approved)

- Allows quick and easy tightening and releasing of wheelchairs
- Requires minimum physical effort by the driver/user

All wheelchair occupant restraints equipped with 3-point safety belts

- Ensures maximum safety for wheelchair passengers





Safe

Control unit integrated in dashboard

- All wheelchair retractors can be centrally unlocked by the driver with the push of one button. At a glance the driver can check if all wheelchairs are safely locked.

Flex-i-Trans System complies to all legal requirements for M1 vehicles

- Ensures optimum safety for all passengers and driver





Simple

Flex-i-Trans is available in many different seat and wheelchair position lay-outs

- This allows maximum flexibility to select your own preferred floor lay-out, meeting your specific requirements



one system, endless possibilities



Flex-i-Trans System®



Simple

Simple and effortless operation of folding seats

- Allows easy folding of seats without the need to removing from the vehicle
- In case of removal of the seats our seat trolley will do the job

Automatic locking and unlocking system integrated in the roof lining

- Ensures quick and safe locking of each individual wheelchair






Simple

Flex-i-Trans System is delivered as a complete and easy-to-install kit, including all necessary components and wiring

- Allows quick and low-cost installation by the professional conversion company



one system, endless possibilities



Flex-i-Trans System®



Availability

Available with a range of practical options

- Wheelchair lift
- Electric entry step
- Electric ventilation system
- Additional interior illumination
- Entry bars for passenger doors



one system, endless possibilities



Flex-i-Trans System®



Availability

Flex-i-Trans System is available for medium and long wheelbase versions of:

- Volkswagen Crafter
- Mercedes-Benz Sprinter
- Ford Transit
- Peugeot Boxer
- Citroën Jumper
- Fiat Ducato





Content Flex-i-Trans KIT



Standard

- Flex-i-Trans floor System
- Flex-i-Trans Seats
- Steel wheelhousing
- Electronic wiring and control unit
- Finish items (inox doorsteps)
- Dashboard display unit
- Industrial PU adhesive (SIKA)



one system, endless possibilities



Flex-i-Trans System®



Content Flex-i-Trans KIT



Optional

- Wheelchair lift/ ramp
- Entry step
- Lowered front entry kit
- Interior lighting
- Roof fan
- Etc.



one system, endless possibilities



Flex-i-Trans System®




Technical Specifications

Flex-i-Trans Floor System

- Measurements: different dependent on configuration
- Weight: LWB Appx.: 264 KG.
- Material: Floor parts Aluminium 6000 alloy
- Tracks Aluminium 7000 alloy
- Wheelchair fixation: 4-pt tie-down with automatic and electronic controlled retractors
- Anti-slip SAFESTEP topfloor
- Inox doorstep finish
- PU Adhesive

TÜV reports will be on approval on demand



one system, endless possibilities



Flex-i-Trans System®



Technical Specifications

Flex-i-Trans Seat

- Measurements (folded in):
700X210X750
- Measurements (folded out):
650X450X1350
- Width of seat: 420mm
- Single track mounting
- 32 kilograms
- ISO 74/408, 76/115 approved
- M1 certified

TÜV reports will be on approval on demand



one system, endless possibilities

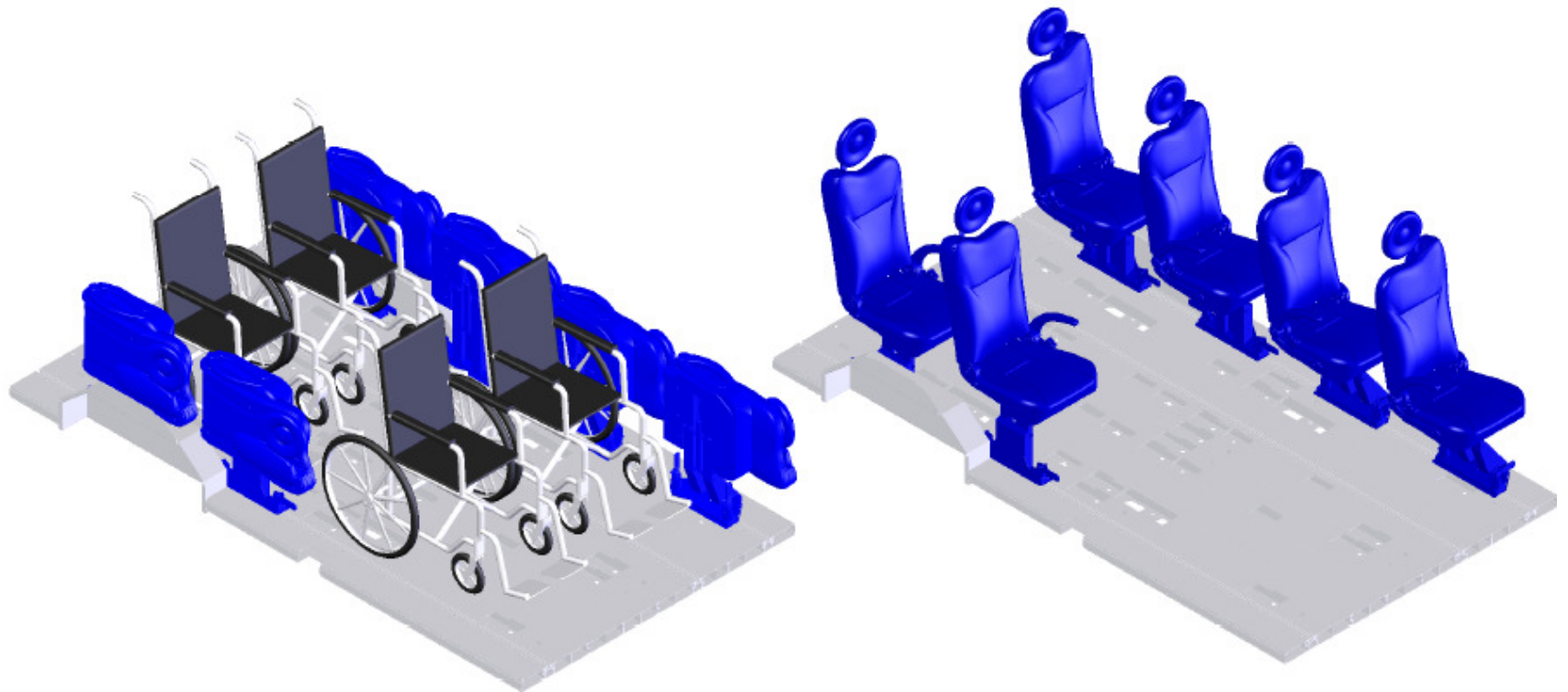


Flex-i-Trans System®



Seat and wheelchair configuration

Ford Transit 3750 SD/ 4 Wheelchairs/ 6 Flex-i-Trans Seat



one system, endless possibilities

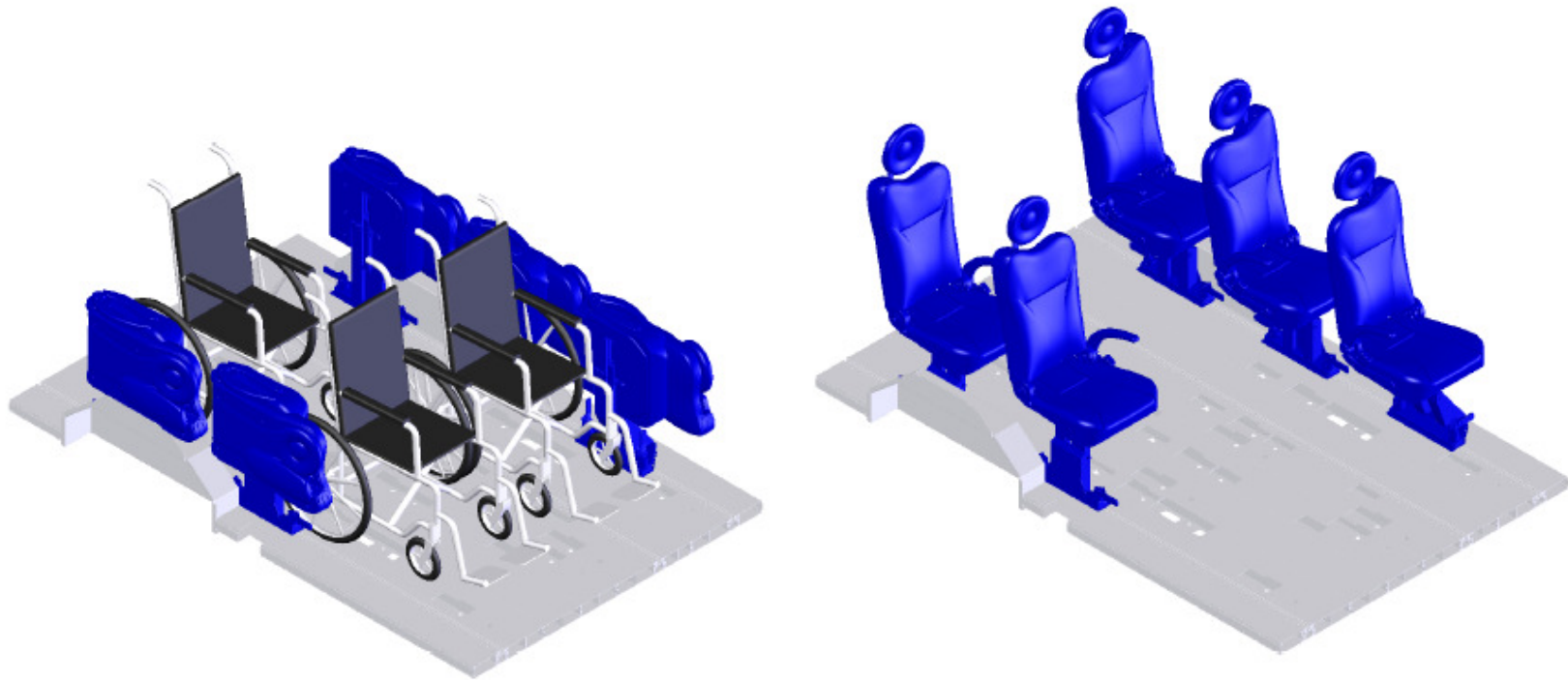


Flex-i-Trans System®



Seat and wheelchair configuration

Ford Transit 3300 SD/ 3 Wheelchairs/ 5 Flex-i-Trans Seat



one system, endless possibilities

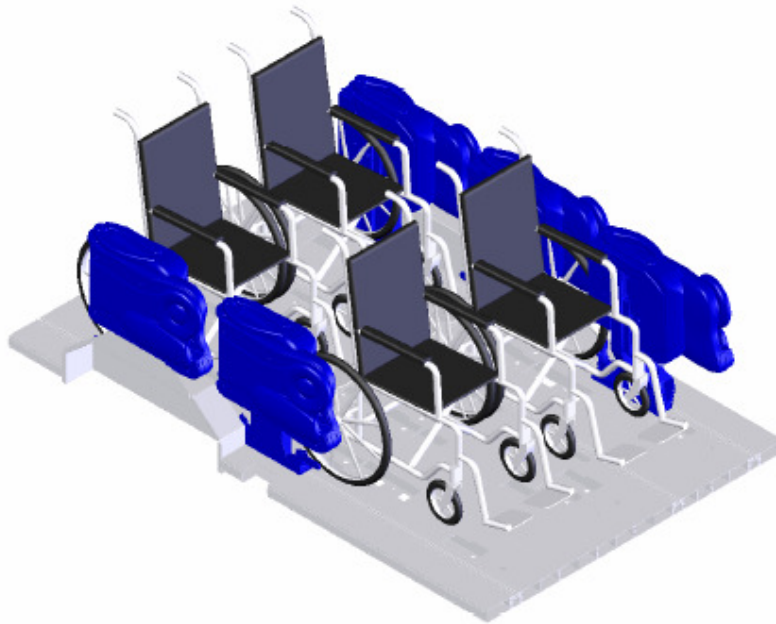


Flex-i-Trans System®



Seat and wheelchair configuration

Ford Transit 3300 SD/ 4 Wheelchairs/ 5 Flex-i-Trans Seat



one system, endless possibilities

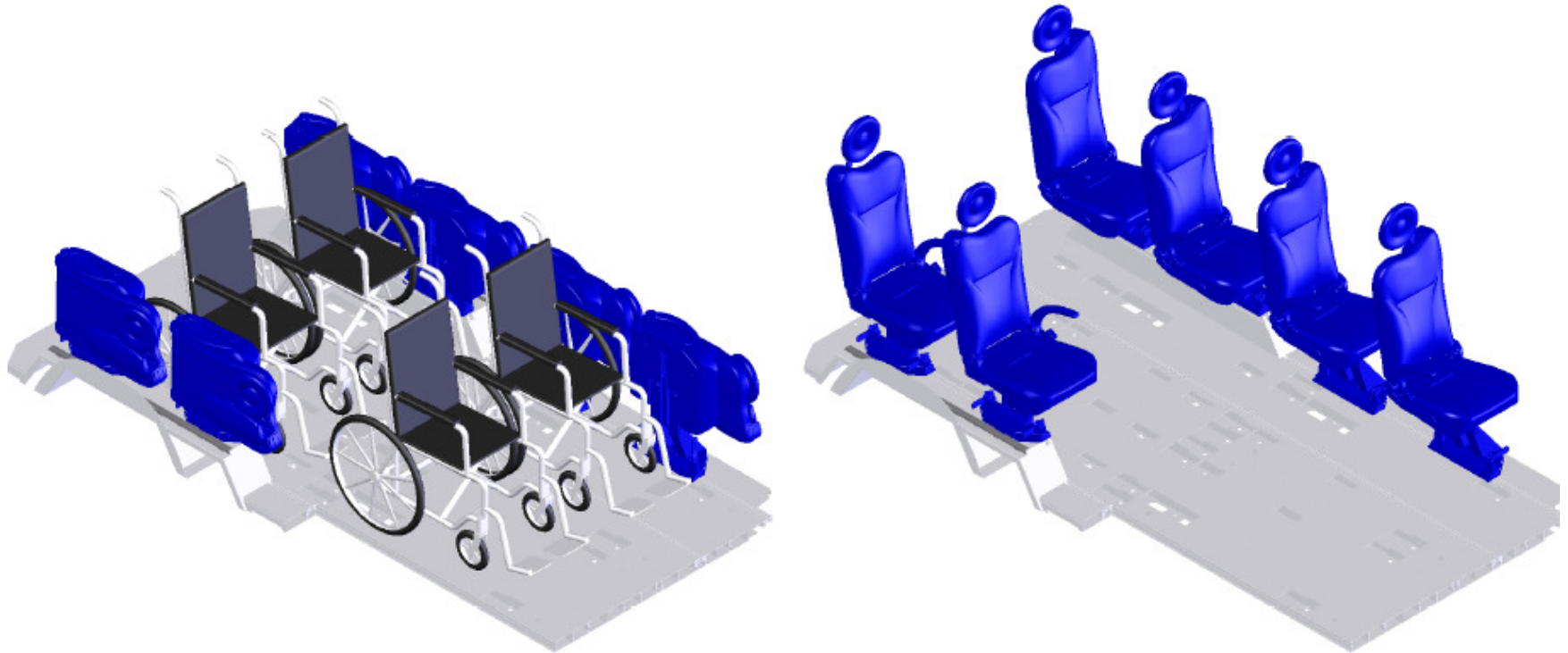


Flex-i-Trans System®



Seat and wheelchair configuration

Sprinter/ Crafter 3665 SD/ 4 Wheelchairs/ 6 Flex-i-Trans Seat



one system, endless possibilities

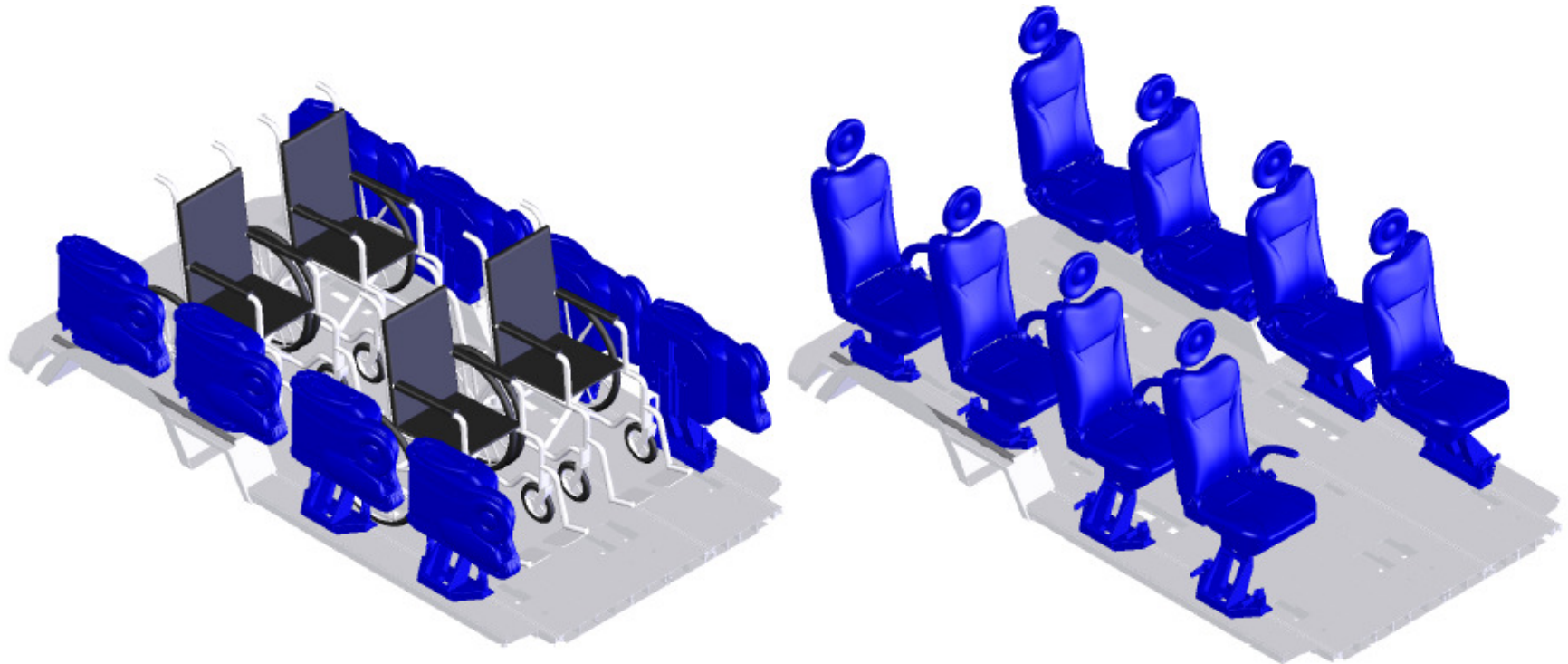


Flex-i-Trans System®



Seat and wheelchair configuration

Sprinter/ Crafter 3665/ 4 Wheelchairs/ 8 Flex-i-Trans Seat



one system, endless possibilities

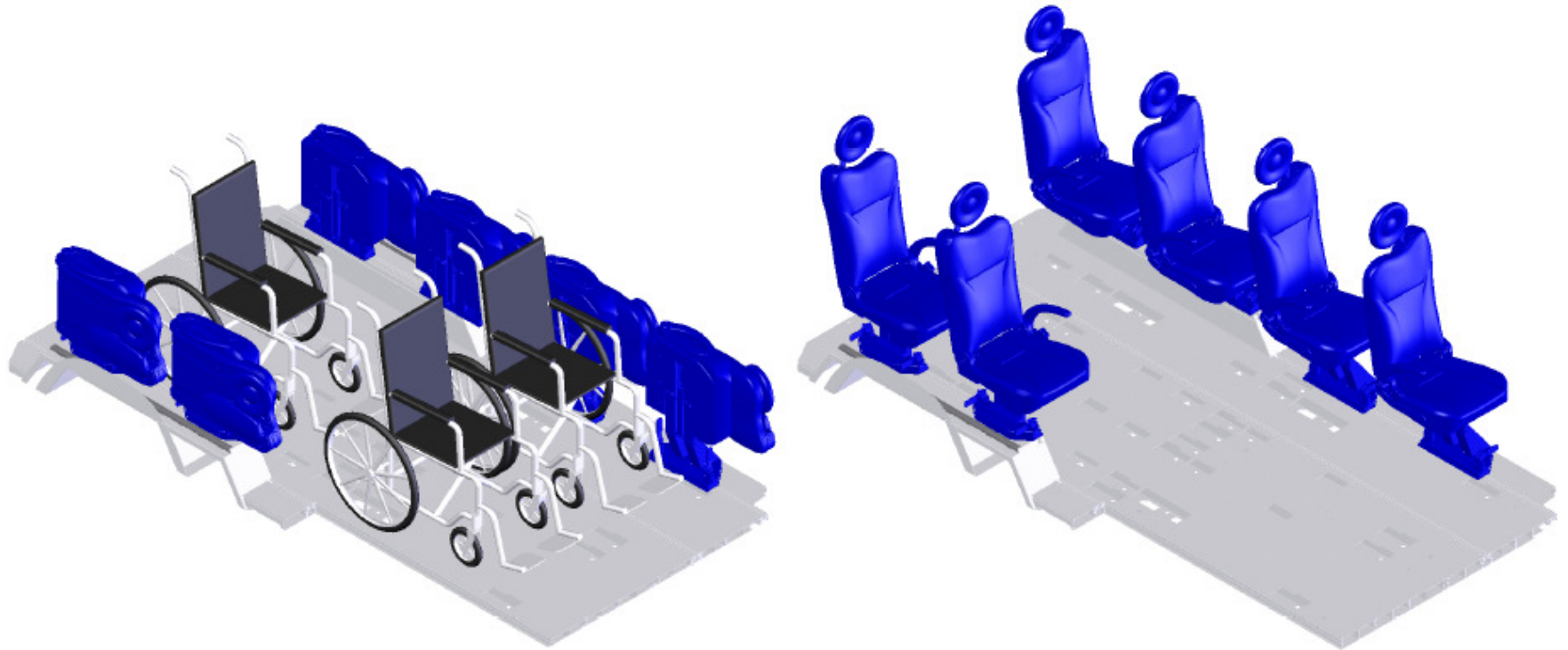


Flex-i-Trans System®



Seat and wheelchair configuration

Sprinter/ Crafter 3665/ 3 Wheelchairs/ 8 Flex-i-Trans Seat



one system, endless possibilities




Flex-i-Trans System®



Seat and wheelchair configuration

Sprinter/ Crafter 4325 SD/ 6 Wheelchairs/ 6 Flex-i-Trans Seat



one system, endless possibilities




Flex-i-Trans System®



Seat and wheelchair configuration

Sprinter/ Crafter 4325 SD/ 5 Wheelchairs/ 6 Flex-i-Trans Seat



one system, endless possibilities




Flex-i-Trans System®



Seat and wheelchair configuration

Sprinter/ Crafter 4325 SD/ 6 Wheelchairs/ 8 Flex-i-Trans Seat



one system, endless possibilities

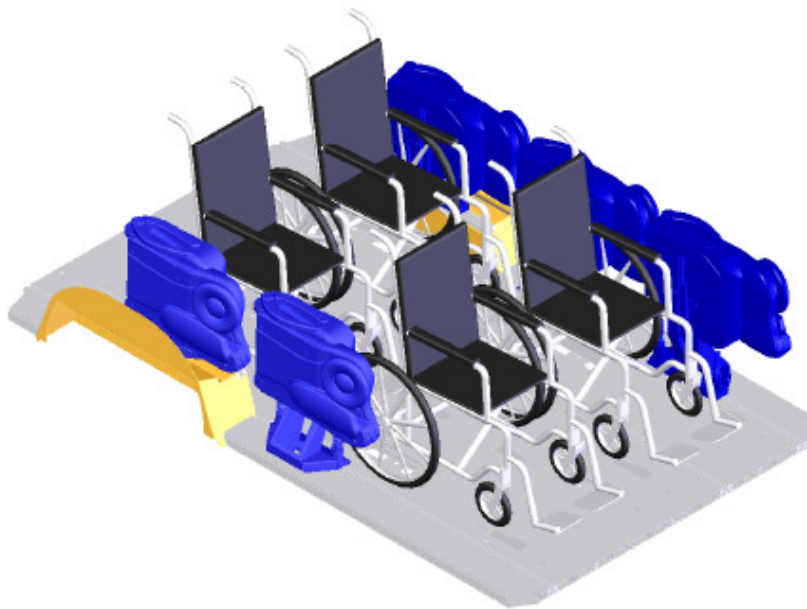


Flex-i-Trans System®



Seat and wheelchair configuration

PSA MWB 3450 SD/ 4 Wheelchairs/ 5 Flex-i-Trans Seat



one system, endless possibilities

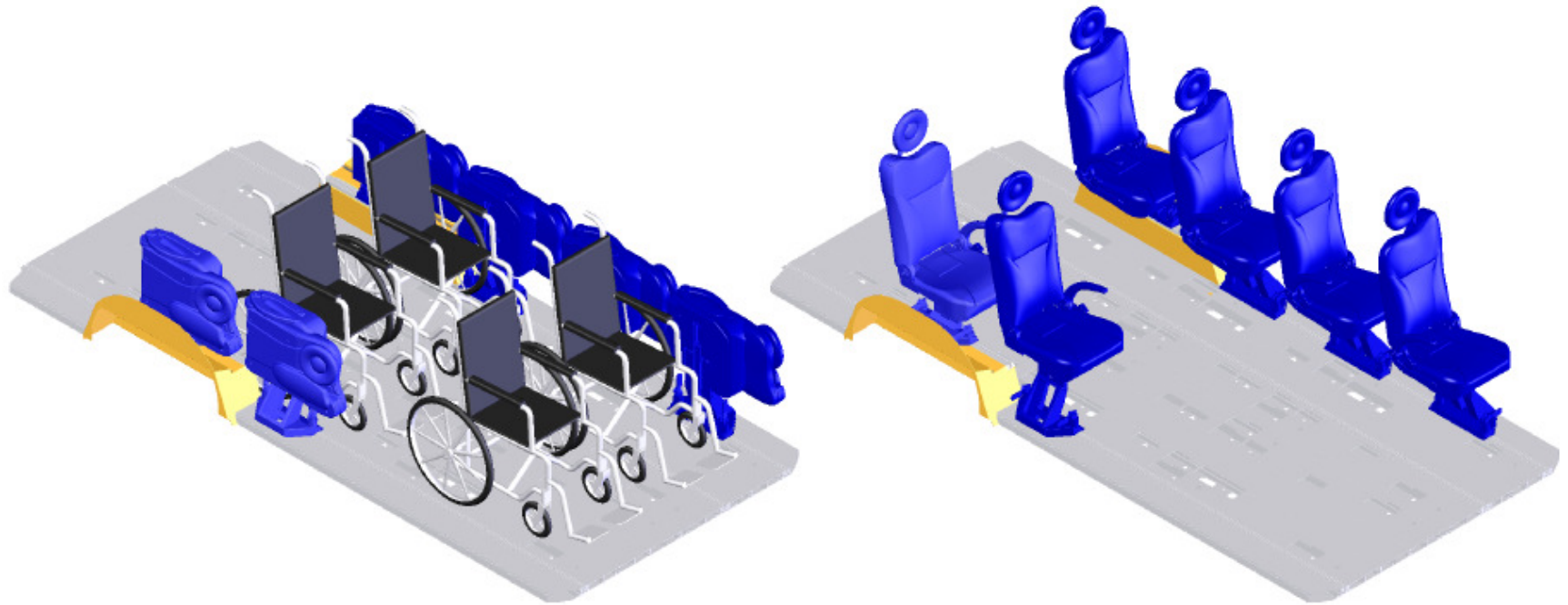


Flex-i-Trans System®



Seat and wheelchair configuration

PSA LWB 4035 (XL) SD/ 4 Wheelchairs/ 6 Flex-i-Trans Seat



one system, endless possibilities

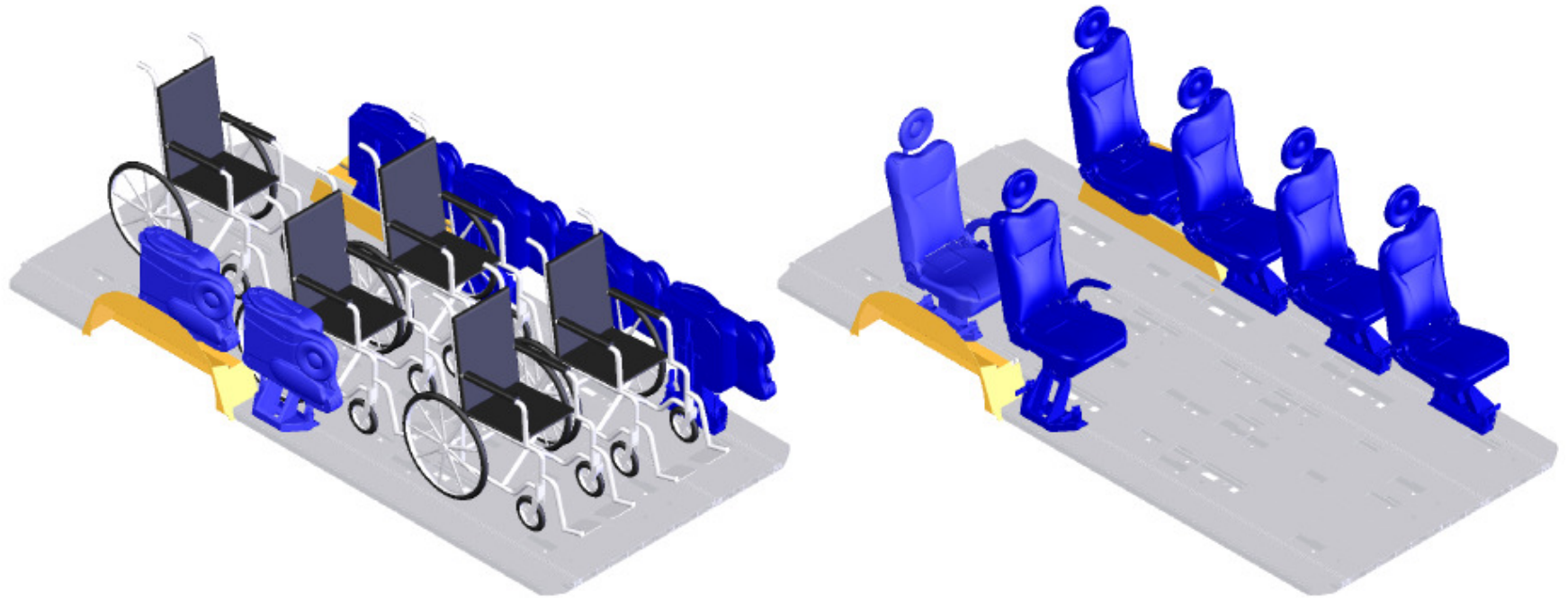


Flex-i-Trans System®



Seat and wheelchair configuration

PSA LWB 4035 (XL) SD/ 5 Wheelchairs/ 6 Flex-i-Trans Seat



one system, endless possibilities

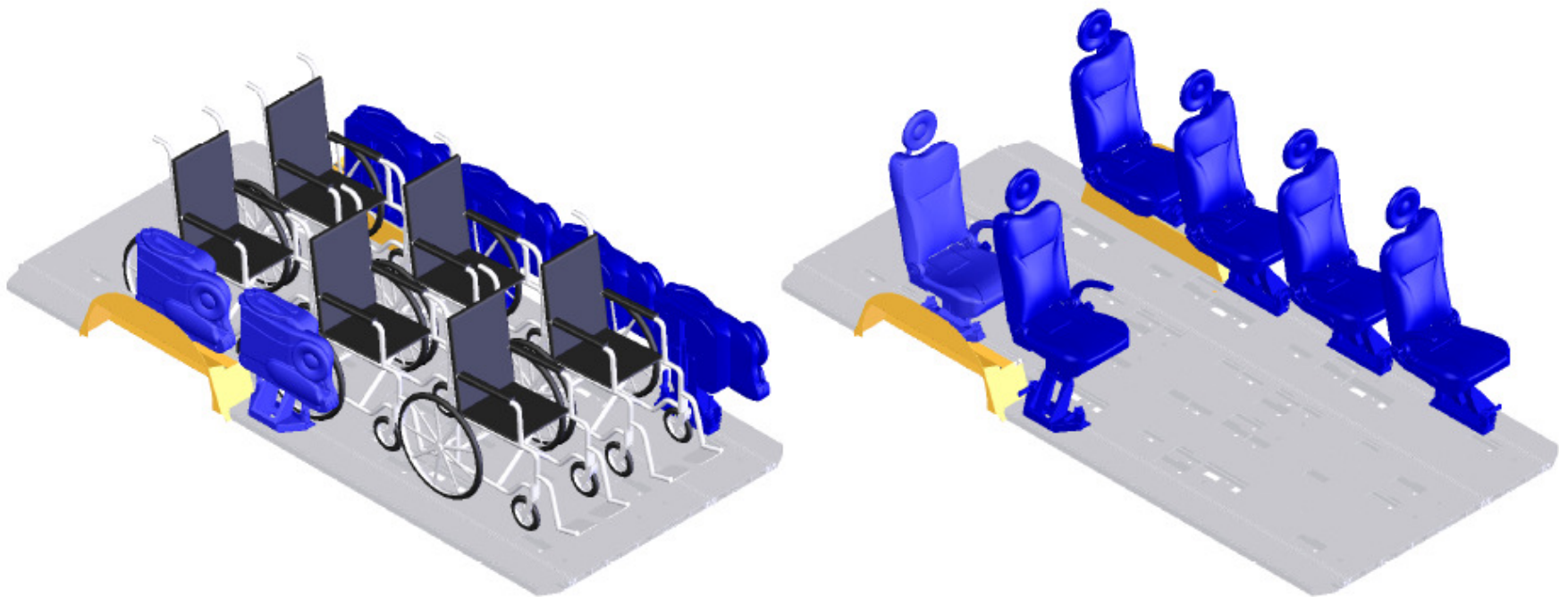


Flex-i-Trans System®



Seat and wheelchair configuration

PSA LWB 4035 (XL) SD/ 6 Wheelchairs/ 6 Flex-i-Trans Seat



one system, endless possibilities



Flex-i-Trans System®



Complete vehicle model range


Economy



Luxury



Community



one system, endless possibilities



Flex-i-Trans System®



Content complete vehicle

Medium Wheelbase Sprinter/ Crafter

STANDARD EQUIPMENT	Economy	Luxury	Community
Interior illumination connected to Flex-i-Trans dashboard display	X		
3 x day/night illumination connected to Flex-i-Trans dashboard display		X	X
FIT dashboard display	X	X	
FIT wheel housings (incl. rails to mount FIT seats)	X	X	X
Flat floor finish at front entry	X	X	X
Flex-i-Trans seats, 4 left, 4 right with quick-action fasteners	X	X	
Flexus seat mounted on floor. Seat configuration 3x2 left, 2x1 right			X
Flex-i-Trans floor system with 3 aluminium rails and SAFESTEP topfloor finish	X	X	
Flex-i-Trans floor system "Community" with 3 aluminium rails and SAFESTEP topfloor finish			X
Inox/SS doorstep finishers	X	X	X
4 x wheelchair fastening system integrated in floor with 2-/3-point safety belt	X	X	
Additional 3-point safety belt per wheelchair place		X	
Entry bar front left	X		
Lowered entry with additional LED illumination	X	X	
Entry bars left and right, grey		X	X
Hard wax and cleaning treatment	X	X	
Pioneer speaker, roof mounted		X	X
Side panels Aquablue with blue carpet trim + Titan floor finisher		X	X
Driver seat with identical seat trim		X	
Taxi bar behind driver seat		X	
Sidebars left and right / backbar		X	
Rear mudguards		X	
Fire extinguisher (2 kg)		X	
Mechanical/electrical side gutter ventilator		X	X
Wheelchair lift AMF, linear	X	X	
Delivery / TÜV certification / FIT license	X	X	X



one system, endless possibilities



Flex-i-Trans System®



Content complete vehicle

Long Wheelbase Sprinter/ Crafter

STANDARD EQUIPMENT	Economy	Luxury	Community
Interior illumination connected to Flex-i-Trans dashboard display	X		
4 x day/night illumination connected to Flex-i-Trans dashboard display		X	X
FIT dashboard display	X	X	
FIT wheel housings (incl. rails to mount FIT seats)	X	X	X
Flat floor finish at front entry	X	X	X
Flex-i-Trans seats, 4 left, 4 right with quick-action fasteners	X	X	
Flexus seat mounted on floor. Seat configuration 3x2 left, 2x1 right			X
Flex-i-Trans floor system with 3 aluminium rails and SAFESTEP topfloor finish	X	X	
Flex-i-Trans floor system "Community" with 3 aluminium rails and SAFESTEP topfloor finish			X
Inox/SS doorstep finishers	X	X	X
6 x wheelchair fastening system integrated in floor with 2-/3-point safety belt	X	X	
Additional 3-point safety belt per wheelchair place		X	
Entry bar front left	X		
Lowered entry with additional LED illumination	X	X	
Entry bars left and right, grey		X	X
Hard wax and cleaning treatment	X	X	
Pioneer speaker, roof mounted		X	X
Side panels Aquablue with blue carpet trim + Titan floor finisher		X	X
Driver seat with identical seat trim		X	
Taxi bar behind driver seat		X	
Sidebars left and right / backbar		X	
Rear mudguards		X	
Fire extinguisher (2 kg)		X	
Mechanical/electrical side gutter ventilator		X	X
Wheelchair lift AMF, linear	X	X	
Delivery / TÜV certification / FIT license	X	X	X





Content complete vehicle

Optionlist

Swinging door, type BCE, rear direction
Swinging door, type BCE, front direction
Bus stop indicator 5X
Cassette table for driver, mounted at entry
O mechanical / O electrical side gutter ventilator
Front cover of side gutter ventilator in same colour
Mobile phone antenna, roof mounted
Additional antenna mounting
Additional illumination centrally above rear door
Exterior side illumination 4x
Additional flashing roof lighting
Roof trim identical to seat trim
Front passenger seat trimmed
Panoramic rear view mirror
Entry bar, grey anthracite
Taxi bar behind driver seat
Car kit for GSM mobile phone + antenna
Radio/CD/navigation Pioneer Europa
Radio mounted in lower DIN space
Parktronic
Fire extinguisher (2 kg)
Additional door holder right
Additional heating with floor finisher
Sidebars left/right, backbar
Plastic parts in uni-colour
Sidebar + backbar in uni-colour
Vehicle painted in uni-colour
Vehicle painted in 2-coat
Vehicle painted incl. plastic parts in uni-colour
Vehicle painted incl. plastic parts in 2-coat
Airco cover painted
Rear mudguards
Towing bar
Automatic entry step AMF + signal
D'Hollandia lift instead of AMF lift
Aluminium euroramp / loading ramp 280x90 instead of lift -/-

